

2017-10  
500\_cube (top-mount)

Nivito

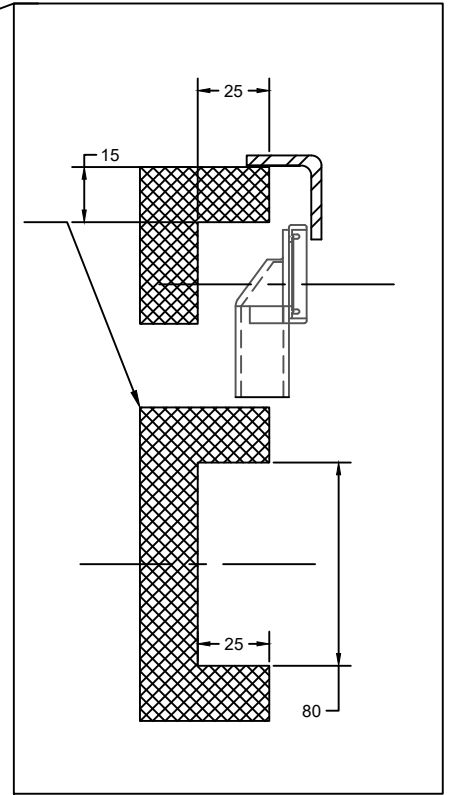
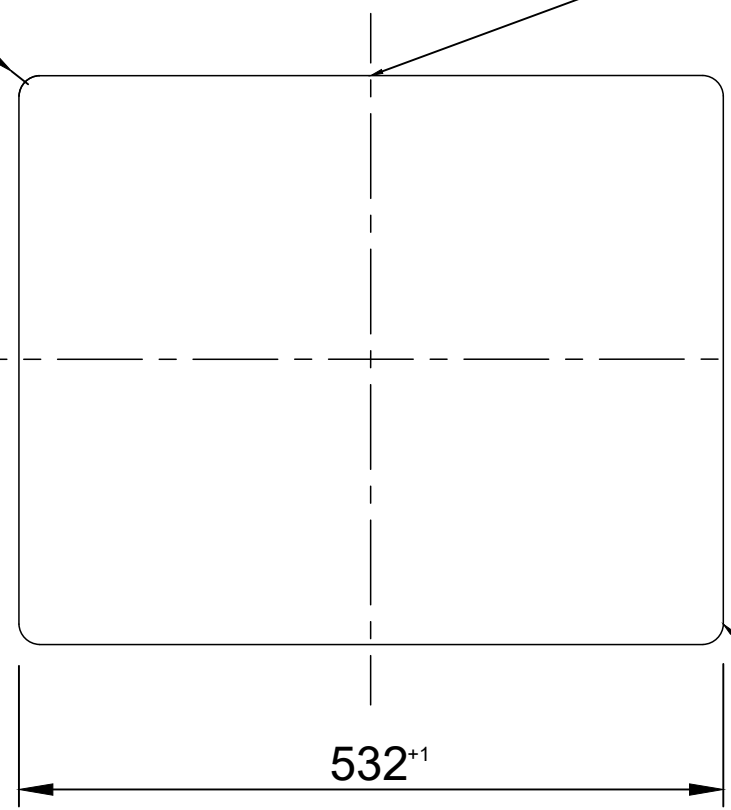
8 7 6 5 4 3 2 1

D  
C  
B  
A

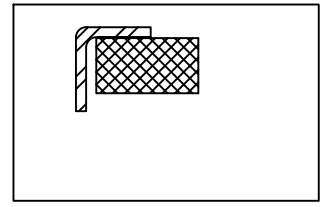
D  
C  
B  
A

ZONE		REV	DESCRIPTION	REVISIONS	DATE	APPROVED

R15<sup>±1</sup>



— Cut-out in Worktop



nivito	Cube 500 sink			
	Top mount template			
Stainless steel	SIZE	FROM NO.	DRW NO.	REV
Dimension : mm	SCALE			SHEET

8 7 6 5 4 3 2 1